




Special Healthcare Report



Mobile access / March 14, 2017
Report Number 001
16 pages

KFFMenterprises / Los Angeles / California
kffmenterprises.com / kffmenterprises@gmail.com

[BUY a copy of THE MASTER'S KEY!](#)



The Master's Key . . . to Unlocking and Mastering Chronic Disease Report by Kevin F. Montague, Scholar & Scientist

THE MASTER'S KEY is the most remarkable book I have ever written! ***15 years in the writing!*** The full title is ***THE MASTER'S KEY TO UNLOCKING AND MASTERING CHRONIC DISEASE!***

Why is it so remarkable? Because it is scientific knowledge and connections that saved my life from the chronic disease process after my doctors told me to go home and die! It is saving the lives of others, just like you. Don't be so amazed at this when you hear it. If you knew how a drug is constructed and what it really does inside the body, you would understand the lie you buy into when you use drugs in your body. While antibiotics can save lives, most drugs only mask or "cover up" symptoms. That is all they are designed to do. Except for antibiotics, drugs "cure" or "remedy" nothing in the body.

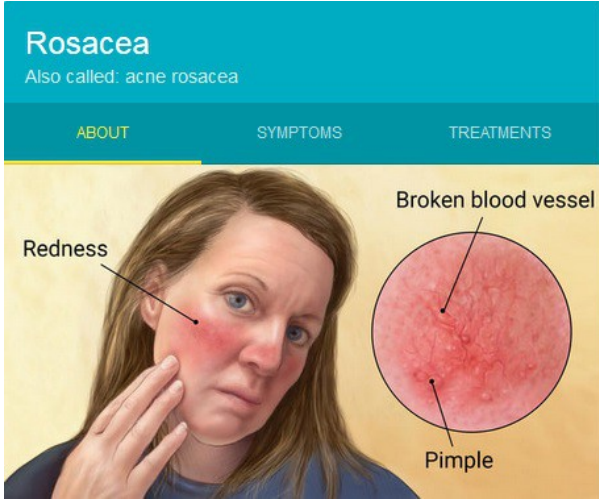
I remember while reading the work of Edgar Casey, when I was in my twenties, as supervised by Dr. Lammers, when Casey was alive, Casey told Dr. Lammers that we need all the healing arts to help the body get well. Unfortunately, because of Casey's odd gift, it was hard to understand Casey's explanations, as to why his recommendations worked to get people well. Still he got people well regardless.

THE MASTER'S KEY finally reveals the truth behind the "what and why" alternatives work, when you know how the chronic disease process works in organic life. Chronic disease is not just related to environmental pathogens (germs) and toxins that get into the body, which I address in the opening part of the 411 page ebook. It is, however, related to a much more interesting process created inside the body, by the body's programming, designed to preserve the life force energy of the body, while it is going into the death process. You can learn how the body does this and then what to use to reverse the process in your own body through all the holistic health practices, as you read **[THE MASTER'S KEY](#)**. ***This is cutting edge science too!***

INSIDE THIS ISSUE

- 2** Clear and Control Rosacea naturally
- 7** Nasal Colonics
- 9** Ear Colonics
- 11** Clearing Skin blemishes and aging spots
- 13** Tip of the Day
- 14** The Master's Key
- 15** Prostate Relief Now!
- 16** Steve Prussack turns the Master's Key!





Now, let me introduce to you some healing approaches that actually do work. These are offered as a free sample to help entice you to read my book THE MASTER’S KEY, which will help you better understand how approaches like this work like they do. Learn more . . .

[I need THE MASTER'S KEY to help me!](#)

The science revealed in THE MASTER’S KEY makes it possible for me to take away the anecdotal elements of the holistic sciences and explain why the products in the free market, which are connected to the holistic sciences, work as well as they do when properly understood.



Clear and Control Rosacea Naturally

As I was starting to reach my 50th year of life, a new problem started to happen on my face. At first it was not that pronounced on my face, so I didn’t think much of it. I first thought it might be coming from my shower filter I used to filter out chlorine and other things from the city water system, but after changing the filter, the condition on my face would not stop happening. Then after a few years, the condition really started to get pronounced. It didn’t take long for me to figure out how to clear it and manage it, based on my research into the chronic disease process of organic life. Here is a photo of how my face looked all too often, before I used the two simple things I’m going to teach you to use to help clear, control and manage your Rosacea condition.





All you need are two products to help you clear and control this condition for the rest of your life:

- 1) Green Soap
- 2) Liquid DMSO (99% pure liquid)
- 3) Do this once a day OR every 72 hours.

Green soap is used by surgeons to help clean their hands of all forms of bacteria, before they put on their latex gloves to do surgery. This is usually sold as a liquid form, which you can find on Amazon.com.

It is also a gentle soap to put onto your face that has a refreshing scent to it. You can even wash your hair with it, when you shower or bath. If your face is really involved in the Rosacea process, you may wish to leave the soap on your face for a few minutes, before washing it off.

You can rinse it off with your hands or use a wet warm wash rag to gently get the soap off your face. If your condition is very advanced, you'll want to go easy on getting the soap off, once you apply it to your face.


After you have rinsed your face, let it dry for about 5 to 10 minutes. You can pat dry your face with a dry, clean towel, if you desire. You do not need to take a full shower or bath just to treat your face either.

An alternate to green soap, if you are having trouble getting it, would be to use DIAL GOLD bar soap or DOVE bar soap. I've tested the pH of both soaps and find they are very alkaline. They come in at about pH 9.0 on my electronic SPER ADVANCED pH meter when tested and you do want high alkalinity when helping to clear your Rosacea.

Why the green soap? Because as the decomposition process sets into the tissues of the face, you will attract a lot of opportunistic bacteria from the environment all around you and the first thing you want to do is kill all that bacteria. Other parasites get into the skin from the atmosphere all around you as well, which will start to die when exposed to high alkalinity.

The soap is just to prepare the face for the real miracle worker, which is going to be the pure DMSO liquid you'll need to buy. All these items are low cost I might add and very effective in clearing the Rosacea condition, while managing it on a regular basis.





I learned recently here in Los Angeles, as of the date of this report, that pure DMSO liquid was taken off the shelves of the main commercial health food stores. Any time the FDA takes things like this off the shelves, it's because they finally learn the product really works and they want to control it, so they can make money off the product. Fortunately, the smaller "ma and pa" shops still keep the pure liquid in. If you can't find it locally in your area of the world, you can easily order it through the Internet off of Amazon.com or some other online health store outlet that carries the product.

DMSO is not only an amazing anti-inflammatory, but it is a powerful MEC deliverer to the tissues. MEC means Molecular Electron Carrier. You can learn about MEC's by reading my book [THE MASTER'S KEY](#) offered at the end of this report and what products on the market qualify as an MEC in the free market.


After your face dries and after you wash off the soap, then all you need to do is lightly spray your face with the pure DMSO liquid.

A MAJOR WARNING!

*If your condition is very involved, you will feel some uncomfortable burning on your face for several minutes, as the DMSO goes to work on your degenerated tissues with the initial treatments. The burning is normal and nothing bad is happening to your tissues, but if you are not use to this reaction, you might get frightened to the reaction. **Don't be frightened.** This is the **healing crisis** taking place, which means your condition will get a little worse first, as it starts to heal. I've been using this approach to control the Rosacea on my face for ten years, as a scholar and scientist. The burning greatly lessens with each treatment, until there is no more burning, once all the tissues have healed. **Expect scabbing to form as the tissues heal.** The scabbing will slough off on its own. Don't pick the skin!*

I might advise that you spray your face with the DMSO every 72 hours to start for the first two or three treatments, then work to increase it to every day, until your face fully heals. You can still wash your face each day with the green soap however.

You do not have to change your diet to get the benefits of this treatment discourse.





As your face starts to heal, all the involved tissue will start to form scab tissue over all the reddened, burned and inflamed areas of your face. This is normal as the tissue is regenerating and the involved areas heal. When your face is healed up, you only need to spray your face a few times a week from that point on. All the more I caution you to use a very fine mist on your face to start. This is why I recommend the mist spray bottle, which you can buy refills bottles for.

As your face regenerates and clears, you'll want to put more and more of the DMSO onto your face to make the tissues regenerate faster and faster, until your face is fully cleared and back to normal.

I did no less with my face when I first started this approach. At first I was just using DIAL GOLD bar soap and later on I learned to use green soap. I also keep DOVE soap in these days, because of its high alkaline pH reading when I test it, but the soap alone won't do it. High pH means the soap will lower the acid load on the surface of your face and help promote electron load onto your face. You learn in [THE MASTER'S KEY](#) that your body is made of light, something I saw in both my death experiences at age 25 and 44. I do not see the Periodic Chart of Elements like most scientists see it these days, as a result.

If you are a man reading this and have noticed black spots on your testicles, these may be related to clotts in the surface arteries of the scrotum. You can clear this condition in about 60 to 90 days, maybe sooner, if you'll spray your scrotum each day with the DMSO, once a day, and then use an antibiotic like Neosporin, which has three forms of sulfur delivery in its formula. Just be consistent each day with your treatment discourse. You can do this after you shower to help clear the scrotum of the surface clotts. *You can use a hand mirror to look at your scrotum without having a doctor look at the area for you.*

If you feel burning on the surface of your knees when you kneel down, know that the process known as Rosacea can invade other areas of the surface skin, especially the elbows, knees and the toes. If you'll just treat these areas with the same approach you are using to clear your face, these other areas will respond as well, but you'll need about 60 to 90 days of steady treatments to feel and see the results. Again you'll feel some burning on the involved areas for a few minutes after each treatment of DMSO, so go slow and move at a speed you can handle, while then allowing time for the tissues to respond to the green soap and DMSO treatments. Again, you can easily find DMSO sold on Amazon.com in its pure liquid form these days, in case you can not find it at your local health store or if you live in an area where you don't have such a store available to you. The key thing is to learn that this works and what to expect when you pursue the treatment discourse on your own.



Above is a photo image sent to me by one of my readers of [THE MASTER'S KEY](#) who was having issues with Rosacea and asked me if I knew how to clear it up. I told him that I did and then instructed him what to do, which is what you are learning in this Special Report. What I didn't know was he had done a before and after photo of his face, then sent this to me later on. He had suffered from this condition for many years he told me and had gone to many Western medical doctors, who had no answers for him. He told me it was worth the purchase of [THE MASTER'S KEY](#); just to talk to me, to finally clear his face up and manage it in the future, while he considered what he had to do to get his body's living water systems redefined from the things he was learning in [THE MASTER'S KEY](#).

Why does the pure DMSO liquid work? Well, when DMSO comes in contact with the skin, it breaks apart into di-methyl sulfate and an MEC known as singlet oxygen, which carries an extra electron charge to it....meaning it donates electrons to the cells. One of the main keys to regeneration is adding light load back to the body through increased electron flow into the body. Drugs don't do this you should know. Drugs take life away.

The sulfur in the DMSO is also good to rebuild the collagen of the skin, which has broken down from the decomposition process.

You will not be able to fully stop your Rosacea using these approaches, short of changing your biological terrain, but you'll be able to keep it under very good control and keep your face clear all the time for the first time in your life. You'll also learn that you eventually will not have to do these treatments everyday. These days I only spray my face once or twice a week, along with washing it with the green soap. Also, there is sulfur deficiency related to the process known as Rosacea. You would do well to eat a lot more onions and garlic to rebuild your sulfur levels in your body, as an addition to your diet.

Nasal Colonics




We live in a much polluted world these days. More and more we continue to pollute our atmosphere with a lot of industrial pollutants. These pollutants are constantly breaking down the ozone layer. This allows the warming of the planet, while harmful ultraviolet light enters our world. The UV would normally be beneficial to us, if the ozone layer was in place to “tone down” entry of the UV light coming into the planet’s atmosphere that is harmful to all of us. Know that not all UV light is harmful, especially the C band.


The Earth responded in the 1990’s with so many violent deadly storms that killed so many people, so as to boost electron load in the atmosphere to regenerate ozone, up in the ozone layer, which was very badly depleted. All of us killed all of those people who died in those storms I might add. Without this reaction by the planet’s programming, we would all kill ourselves off of this planet with all our pollution, by destroying our atmosphere through destruction of the ozone layer, which protects us from so many things.



If the governments of the world would simply stop all pollution or at the very least, would build machines designed to restore ozone back into the atmosphere, due to industrial damage to the ozone layer, we would have a more peaceful, operating planet and far less hurricanes and tropical storms. Our health would greatly benefit from such measures as well.



Not only is this pollution causing great damage to the ozone layer, but it has increased the cause of COPD issues, not limited to emphysema and asthma. If you’d like to see what your lungs are trapping every four weeks, if you live in a city like Los Angeles alone, to the left is a photo of an ionic breeze machine I keep in my home, which collects all the pollution being normally produced in the city over a four week period that travels through my home. The ionic breeze is an amazing machine, because it uses electron plates to attract positively charged pollutants to its plates to take the pollutants out of the air and lessen the exposure level of pollution in my home.



Now imagine what your lungs are going through with all this pollution going into them over four weeks? Little wonder why asthma and emphysema are such major issues in most of the major modern cities of our times. The third picture at the bottom represents how your lungs should look, versus the black covered ionic breeze plates in the previous two photos. You can see where the medical term “Black lung” came from? But originally that term was used for coal miners who worked all day in underground coal mines.



One of the major body reactions to how pollution affects the para-nasal system is for the body to create what western medical doctors call a “post nasal drip”, which drains to the back of the throat from the nasal passages. All too often the nasal passages get infected from the atmosphere by bacteria or protozoa’s and when the para-nasal system tries to drain itself into the back of the throat, the infection travels into the lungs. All too often people then find themselves seeking their western medical doctors for antibiotics to help clear the infection created in their sinuses, which drained into their lungs.

PARANASAL SINUS

- **Invaginations** from the nasal cavity that drain into spaces associated with the **lateral nasal wall**
- There are four paranasal air sinuses
 - Ethmoidal cells,
 - Sphenoidal,
 - Maxillary,
 - Frontal sinuses
- **Functions:** skull lighter and add resonance to the voice
- Infection causes **Sinusitis**

You can avoid this scenario in the future by doing something very simple I learned from a western medical doctor, who use to take care of me as a boy and who also suffered from asthma. I had remet with this doctor at age 23 when I was having trouble with my asthma again, while attending my college years at Loyola University. Dr. Lewis May was the man’s name. Dr. May simply told me; “Kevin, understand you will always be an asthmatic. I’m going to teach you something that will greatly cut down on your need to see a western medical doctor, which will keep your sinuses and lungs clear from the pollution and resulting infections that happen in the para-sinus area in our polluted world.”



Now I’m about to teach his technique to you. Even if you are poor, you can afford to do this treatment to really enhance your entire sinus passage area. Even if you are engaged in an infection in the sinuses, this technique will help keep you from having to rush to your western medical doctor for antibiotics, as you learn how to do what I call a “nasal colonic”.


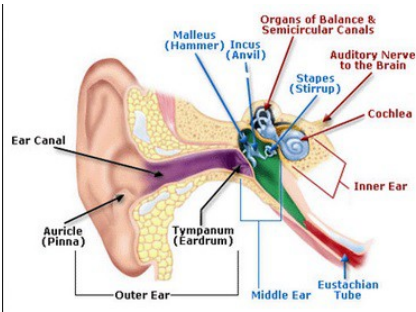
Here is all you need:

- 1) 8 ounces of body temperature water (98.6° Farenheit)
- 2) ¼ teaspoon of sea salt or table salt
- 3) Do as often as you need to flush your sinuses



You simply mix 1 and 2 together and allow the salt a few minutes to dissolve in the water, which should be about body temperature. Body temperature is 98.6 degrees Fahrenheit or close to 40 degrees Celsius. You can either cup your hand and put the salted water into your writing hand, so you can sniff up the salt water from your hand OR you can use a cotton ball soaked in the salt water and then dip your head back, while you drop the salt water into your sinuses. The salt is needed to match the body’s salt consistency, so the water won’t burn when you sniff it up into your sinuses. This will take some practice at first to get the hang of flushing your sinuses. You want to try and draw back the salt water into the back of your throat and then spit out the water, as it first travels through your sinuses.

Ear Colonics



One of the most misunderstood things that causes loss of hearing is the build up of ear wax in the ear canal or infections created by pathogens from the environment. You don't have to wait until you are 40 to 60 years old to learn this about your hearing either. An Otoscope often reveals ear wax build up in the ear canal, causing blockage that is keeping sound from reaching the tympanic membrane. This in turn is hooked up to the "stapes" device that works to vibrate sound to your Cochlea, which then sends the sounds to the brain for interpretation.

You can easily clean out your ear canal using just a few simple things most stores sell, if you live in a developed city. Here is all you'll need

- 1) 3% hydrogen peroxide solution
- 2) Cotton balls
- 3) Q-tips with cotton swabs
- 4) Clean the ear out as often as needed (Normal maintenance should be done every 6 to 8 weeks.)

Simply wet a cotton ball with 3% peroxide. Lie down on your right side, if you plan on treating your left ear. Use a pillow to support your head if you have one. Drip the peroxide into the left ear, until it is full of peroxide and let it bubble for about 10 minutes. As the bubbling diminishes, it means a lot of germs and bacteria have been killed off and the ear wax has been warmed, softened and loosened.

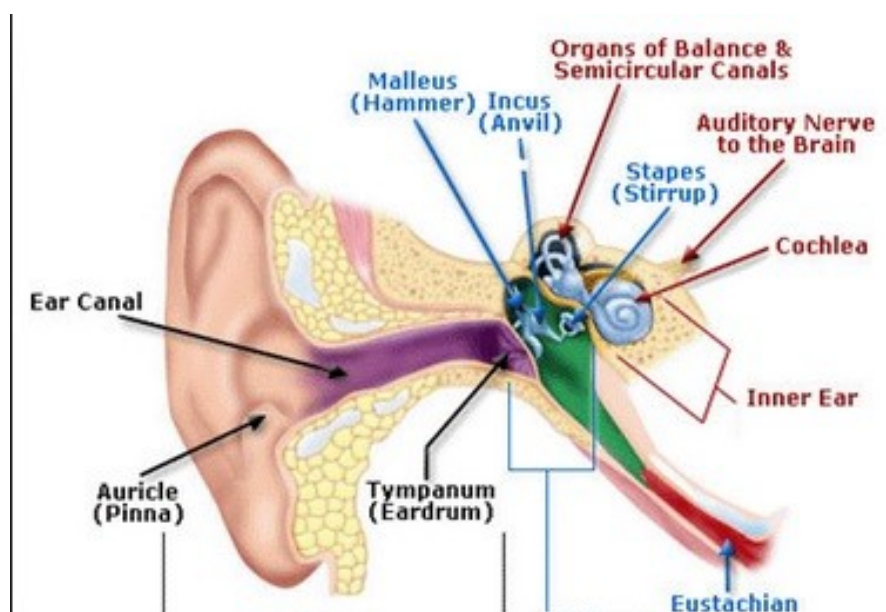


When you get up, get up slowly, since the peroxide might affect the balancing sensors of the inner ear to some degree. You might lose your balance a bit. Just sit up and sit for a moment, while you allow your balancing to adjust. As you sit up, make sure you have a clean cotton ball in the ear with the peroxide, to catch the warm peroxide into the clean cotton ball. Below is a diagram of the ear, so you can then follow up with a cotton Q-tip swab to clean the ear canal out. *Using a Q-tip alone, before using the peroxide is not recommended.* Do not rush a Q-tip into your ear canal. You do not want to puncture the tympanic membrane with your Q-tip, but you do want to use the Q-tip carefully, to clean the ear canal out of all ear wax and other crud the peroxide loosened up, while it was bubbling out the contents of crud in your ear canal.

Do the same with the other ear. Take your time when doing this. If you watch television, you may want to lie on your bed and watch television, as you do this one ear at a time.

This should be done every 6 to 8 weeks to keep the ear canal clean and open. You can even follow up with some DMSO liquid in the ear, especially if you suffer with Rosacea. Rosacea can work its way from the facial skin into the ear canal. If you'll simply use a Q-tip with some DMSO on it, you can slowly and gently insert it into the ear canal to coat it with the DMSO, which will go to work reversing the Rosacea in your ear canal. This will safeguard your hearing and help keep you from going deaf from the Rosacea entering into the ear canal and affecting your tympanic membrane.

I've provided a diagram at the start of this section so you can see how your ear is constructed; to save you time looking up how your ear is constructed. Here is a more enlarged image of the ear structure.





Clearing Skin blemishes & aging spots

One of the best, effective electron carriers for the body is what is called singlet oxygen. Singlet oxygen works to deliver electrons to the cells to make the cell membrane whole and is especially important when dealing with the issues of the chronic disease process of the body.

When treating conditions of the skin, often 35% food grade peroxide is great for going after ulcers of the skin. However if you have blemishes that have turned into dark spots, often caused by bug bites or diabetic issues or even age spots, there is a combination of simple chemicals you would never think to use, at the same time, in order to help treat such conditions, so as to help them fade from your skin over time.

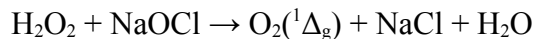


Keep in mind this treatment only applies for people who are generally healthy and whose bodies have not entered into the chronic disease process. If your body has gone into the CDS/PD Process talked about in my book [THE MASTER'S KEY](#), you will need to read my book to learn how to clear your body's living water systems first, before you can properly treat your skin and clear it of its blemishes.

The two products you need are as follows:

- 1) Standard commercial chlorine bleach (same as you wash your laundry with)
- 2) 35% food grade peroxide
- 3) Cotton balls
- 4) Treat skin conditions once a day

Hydrogen Peroxide and Sodium Chlorite yields singlet oxygen, salt and water. Here is the chemical formula. Liquid bleaches sold for domestic use are typically 3–10% active chlorine.



I have found this approach to be very effective in cleaning skin anomalies such as ulcerations, aging spots, and dark bites by bed bugs.



You only have to do this once a day. I simply soak a cotton ball with some of the chlorine bleach, then squeeze out some of the bleach from the cotton ball to make it more of a damp ball of bleach. I then apply it to the area in question that needs help. I then wait a few minutes and take another cotton ball and dampen it with 35% H₂O₂ (hydrogen peroxide) and apply it to the wet area that has the bleach on it. Within a minute or two you'll start to get an immediate reaction you can feel.



You'll feel like something is lightly biting at the area, as the peroxide is converted to singlet oxygen, which starts a reaction immediately on ulcerations, aging spots and other types of skin blemishes needing to be cleared from the skin surface.

I have not tried this approach on Eczema, which is often treated using an Excimer laser by Western doctors. The Excimer laser will work on Eczema, if it is caught early, but if the Eczema is too entrenched into the skin, then not even the Excimer laser can be of help. However, given this simple approach of using peroxide and bleach builds electron load in the tissues, I would think over time, the Eczema would start to break down, if the fungal form is in its early stages. Why do I think this? Because Eczema is nothing more than a form of fungal growth triggered by the somatids and protits in the body. You can learn more what I'm talking about by reading [THE MASTER'S KEY](#).

Ulcerations clear well over time, but you need to give them about 90 days of steady treatments, each day, to see the results. So you must be disciplined daily when doing the things taught in this report.

The nice thing about using peroxide and sodium chlorite is that it yields harmless byproducts after the reaction has taken place. You don't have to worry about the sodium part of the equation, because the skin supplies enough salt to cause the chlorine to become "chlorite". That is why I ask that you apply the chlorine first and then let it sit on the skin for a few minutes, so it reacts with the salt in the skin to produce the chlorite part of the equation. Then you can add on the 35% peroxide to get the full response that produces singlet oxygen on the skin surface, which is an electron giver and not an electron taker. Building life into organic flesh takes increased electron load or light load into the body. The cell membrane is made whole through increased electron load in other words.

This was especially proven in the work of Stephen D. Smith who was regrowing the limbs of salamanders by increasing electron load into the body tissues using a combination of silver and platinum wires placed along side the lost limbs of the salamander. What I saw in death and learned through Smith's work, helped me to see how powerful light load is to the body, as demonstrated in increased electron load in the body. I talk about it all in [THE MASTER'S KEY](#).

Know this: That just as plants need light, so they can grow, so does your body: The cell membranes work well, only when they have sufficient electron load supplied to them. When the body goes dark with its electron load, another set of algorithms takes over, which you'll also learn when you read [THE MASTER'S KEY](#).

Tip of the Day

When you read [THE MASTER'S KEY](#), you will learn how the body produces its own self created parasites, as normal cells transform into micro plant life forms. These are at the heart of creating things like multiple sclerosis and arterial sclerosis.

A major blunder takes place when a doctor mistakenly uses an LDL inhibitor with a blood thinner, while not knowing the CDS/PD Process is going on that I talk about in [THE MASTER'S KEY](#). The mixture is death to the patient, which is why there are so many lawsuits against the manufacturers of things like Xarelto and Pradaxa these days. These are two Western medical blood thinners requiring a prescription.

The same would happen, if you used a mixture of Red Yeast Rice as your LDL inhibitor and large doses of Vitamin E oil, as your blood thinner. Red Yeast Rice has Monacolin-K in it. This is comparable to lovastatin, which is sold as the prescription drug Mevacor. To thin the blood appropriately with Vitamin E oil requires about 3,000 IUs a day taken orally, if you are about 150 pounds. This will greatly thin out the blood in about ten days. So, who needs a western medical blood thinner when you know this? This information about Vitamin E is not new either, but dates back to the work of Adele Davis during the 1960's and 1970's

When you read [THE MASTER'S KEY](#), if it is not known that the body has gone into what I call the CDS/PD Process, which is the conversion of cells into micro plant life forms, then the damage these internal parasites create, causes hemorrhaging of the blood vessels and internal scarring of tissue and blood vessels. A blood thinner added to such unseen damage makes it possible for the blood to pass through the hemorrhaged areas. Add in an LDL inhibitor, be it a natural source or synthetic one, then reduce the LDL cholesterol levels in the body, so as to take away the LDL produced by the liver, which the body is producing to seal the ongoing hemorrhaged areas and the result is you stand to kill your patient. It can be simplified like this. . .

CDS/PD Process + LDL inhibitor + Blood Thinner = Death of Patient

The drug companies would do well to learn from my work, so as to better understand what the real issue is that is causing the deaths or near deaths of so many patients using their drugs like Xarelto and Pradaxa. I focus on these two prescription drugs, because they are heavily in the news these days where I live. I hope you enjoyed this Special Healthcare Report:

Thoughtfully,
Kevin F. Montague
Scholar, Artisan, Scientist and Author





THE MASTER'S KEY . . .

THE MASTER'S KEY

TO UNLOCKING AND MASTERING CHRONIC DISEASE.


...Written by Kevin F. Montague, Author, Scholar, Artisan, and Scientist

This is a remarkable piece of research work, which took 15 years to write, revealing far grander programming behind how chronic disease works in all organic life on the planet. The process is related to electron deficiency, greatly affecting the function of the cell membrane. It is a process that triggers the transformation of all cells into micro plant life forms, as a life boat measure to save the life force energy of the body, into the soil: THUS completing the ecological cycle of the planet and starting a new cycle of life for new life on the planet.

*The CDS/PD Process helps you to understand what is behind your CFS/ME issues, Fibromyalgia, COPD, Crohns disease, Diabetes, Heart Disease, Sclerosis issues, Brain fog problems, Chronic thrush, Candidas issues both in the GItract and the blood, hemorrhoids, heart and liver disease, neuropathy, tumor formations and the ultimate killer....**CANCER**. This explains how even children can get cancer AND why cancer is not a contageou disease process. This is just the short list of diseases that fall under the control of this one incredible process. Even AIDS patients stand to learn the key to becoming sero-negative when reading [THE MASTER'S KEY!](#) This all makes sense when you can see the body is made of light, as man is entering more and more into the light sciences.*

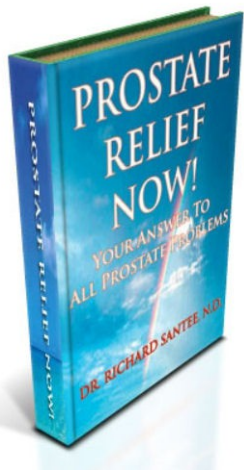
When you understand this universal process, you'll see that cancer is not and never was a disease, but is a natural process the body switches on, when certain conditions are met in the body that trigger the process into the "on switch" mode. Learn how it all works and how to turn it all off in your own body by reading [THE MASTER'S KEY](#).

[I'm ready for THE MASTER'S KEY!](#)



KFFMenterprises.com
Los Angeles, California

KFFMenterprises@gmail.com



PROSTATE RELIEF NOW!

PROSTATE RELIEF NOW!

...Written by Dr. Rick Santee, ND,

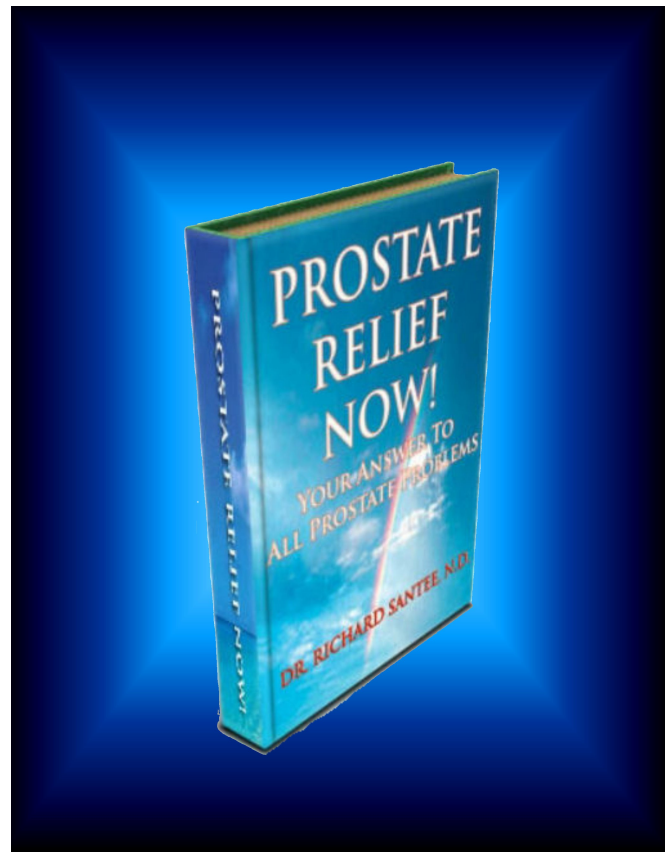
A main saving figure in my life: Dr. Santee appeared when no one else could or would speak the truth to me and tell me why I was dying or that there was another way out of it all, without the use of drugs or surgery.

I have been encouraging Dr. Santee for years to write a book and he finally did it! He decided to focus on the issue of men's prostate problems and the biological terrain, because we live in a day where the aging baby boomer generation needs help with the issue.

The beauty behind this book; is it not only deals with the issue of the prostate at any age, but it focuses on techniques to cleaning out the body where even woman can benefit from. Dr. Santee's main focus, on the biological terrain, has always been to focus on the pH of the body, but how do you translate that focus into the specifics needed to get results? This book will greatly help you accomplish just that!

Dr. Santee lives in Spain these days, because the FDA told him to leave the United States. He was told he was interfering with the medical system's bottom line by getting people well. You will learn the way Dr. Santee's mind works as a scientist and Naturopath, who truly does get people well.

[I need PROSTATE RELIEF NOW!](#)



KFFMenterprises.com
Los Angeles, California

KFFMenterprises@gmail.com



Steve Prussack turns the Master's Key!

“Kevin Montague is the author of “The Master’s Key to Unlocking and Mastering Chronic Disease”. A survivor of two near-death experiences, the medical establishment had given up hope his body would heal from a severe case of food poisoning. Kevin is a renowned scholar and scientific researcher. His fight to get better and restore his life led him on a deep journey to unveil the truth about disease and the human body. It is his mission to share this important information with all of us.

Kevin shares insight into his new book and sheds new insight on disease. He dives deep into the history of the medical establishments and shows us that important information, on overcoming disease, is being kept from us. He is working to shed light on the truth.

Kevin Montague is brilliant. He’s the kind of guy that is able to distill complex science and data into understandable concepts we could all learn and benefit from....hear me interview him on the Juice Guru!”

*The Juice Guru
Steve Prussack*

KFFMenterprises.com
Los Angeles, California
KFFMenterprises@gmail.com

with your host, bestselling author
Steve Prussack

AS SEEN ON

[Take me to the Interview!](#)